


“Summer Break”

“Holiday Homework”



Name: _____

“Play Group”

Session 2024-25

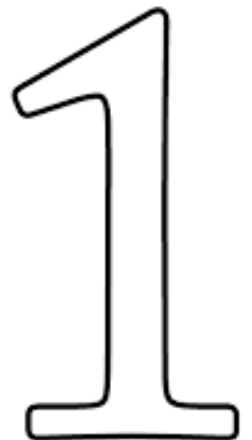



Family Collage – My Creation



Paint the Apple RED or GREEN

NUMBER 1 : ONE




Use finger impression to enjoy painting.




PRIMARY COLOURS

Red , Yellow , Blue

“ Thumb Painting “


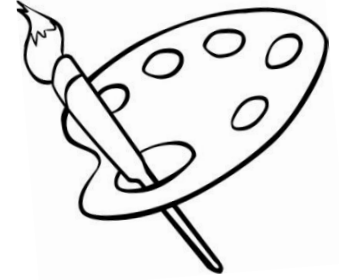


Thumb paint balloons in primary colours.




LET'S ENJOY MIXING COLOURS


Mix YELLOW and BLUE to make GREEN



This builds curiosity in children and they might attempt to start mixing things to see what comes the result. Keep igniting curiosity .




CRAYON TIME



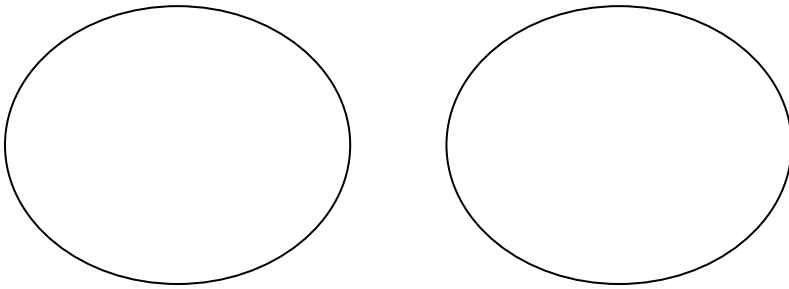
Colour this Dinosaur as you like... scribble, colour but do not tear.

Let the child scribble or colour independently .




SHAPE –CIRCLE

Trace these Circles and fill Red Colour in them.




Try and Draw a circles using Red Colour Crayon –
Free hand...


Find any object which is a Circle and paste it .






LACING BEADS



Take a lace or a ribbon and take some beads and teach your child once or twice to lace it into a garland. Next time let the child do it independently.



Let us run and get the toys.





Happy and Healthy Summer Break !!

We Love you and We will miss you !!

See you back on July 1st 2024 !!



Ready your parents for Talent Show – Parent Fiesta !!

Enjoy Water Sports and Games !!

Eat and Sleep well !!



Submission Date: 2nd July 2024

