



MPS/CIR- 3/2026-27

(30th April, 2026)




(Session 2026-27)




Dear Parent,

Greetings!



Summer Break:
1st May to 30th



SUMMER
"HOLIDAY
HOMEWORK"

As the summer break begins, the aim should be to have a PRISTINE time with the loved ones and work on oneself.

The break offers an opportunity to work through any walls students/children face or are facing.

It may be behavioral or academic challenges. The break enables each one of us to Pause a little, Think in the areas of challenges and cover them up or work on them.

It is the best opportunity to RELAX, REFLECT, BOND and LEARN in an Organic and experiential manner.

Now the question arises, how shall this happen and who shall guide the children especially when the children do not have a fixed routine as it is in school.

This is where the SUMMER HOLIDAY HOMEWORK once done with diligence plays a crucial role. 60 days must not be aimed to be spent aimlessly.

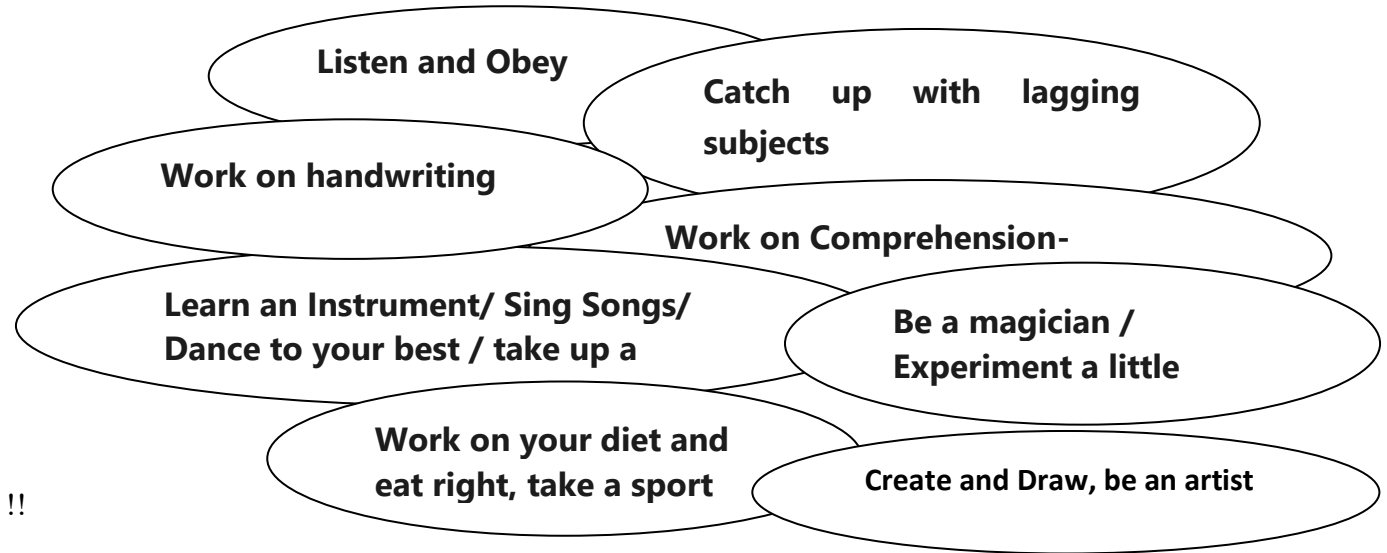
MPS has very thoughtfully structured dates to complete the assigned task and SUBMISSION dates which must not be missed at any cost. The study must continue even when it is break time.

Being associated to MPS as a parent it is your sincere responsibility to help your child , our student achieve the designated task in the assigned time frame hence meeting all the submission deadlines even during break

The Holiday Homework is mark based and carries 10 marks which is the part of TERM 1

A POEM

Don't you wake up late,
Don't think it's a break!!
Those who will follow routine
Will surely love being serene..
Take up a sport,
Catch up with lagging subjects,
Relax with books and Read to rest,
Help your family and be your best,
Eat healthy, think wise
and always be nice..
Listen, obey and hard work is the key !!
Don't you think vacations are to be free !!



“K.G.II – SUMMER BREAK – HOLIDAY HOMEWORK”

Guidelines

(1 st May -15 th May)	
ENGLISH	<u>Hop Skip And Jump senior KG -Literacy Skills book.</u> <ul style="list-style-type: none">• Complete page nos.23,27 and 28 (Look at the picture and complete the words).
MATH	<u>Hop Skip and Jump-Numeracy skills</u> <ul style="list-style-type: none">• Page no. (29,32,34,35)
HINDI	<ul style="list-style-type: none">• टिमटिम पुस्तक का पेज नं. 14 का कार्य पूरा कीजिये

(16th May – 31st May)

ENGLISH

Hop Skip And Jump senior KG –General Awareness

- My favourite things Page no.9
- Paste a picture of your friend and write the names of your three friends, Page no: 13
- Paste pictures of the members of your family in the family tree, page no: 24.
- Write the names of any two family members and the things they like, page no: 25.
- Write about your family, page no: 31.

Hop Skip And Jump senior KG- My Third Book of Art And Craft

- Paste a photograph of yourself and write your name in different colors, page no: 4.
- Cut long strips of colour paper, Draw faces of your family members on cardboard. Paste them on the strips, Page no: 9.

Hop Skip And Jump senior KG- My Third Book of SEL, STEM And Creative Coding.

- Tear bits of coloured paper and decorate the butterfly ,(page no-21)

MATH

Hop Skip and Jump- Numeracy skills

- Page nos. (37,39, 42, 43, 46,47)

HINDI

टिमटिम

- कविता रिमझिम को हाव भाव के साथ याद करें। (पृष्ठ क्रमांक 30)

ज्ञानम् सुखम् हिन्दी नोट बुक

- व्यंजन का लिखित अभ्यास करें ज्ञानम् सुखम् हिन्दी की नोटबुक पेज नं.2 और 3 पर।
- स्वर और व्यंजन का लिखित अभ्यास कीजिये ज्ञानम् सुखम् हिंदी की नोटबुक में पेज नं.4 पर।

(1 st June -15 th June)	
ENGLISH	<p><u>Hop Skip And Jump senior KG- My Second Book of Hand Writing.</u></p> <ul style="list-style-type: none"> • Complete Page nos.16, 17, 18 and 19. • Write small “Cursive” a to z in practice notebook (2times). <p><u>Hop Skip And Jump senior KG- My Third Book of Rhymes and Songs.</u></p> <ul style="list-style-type: none"> • Learn the Poem with action “Hello,Hello, Hello “,Page no: 4 • Learn Poem with action “Snap Your Fingers”, Page no: 8. • Learn Poem with action “My Hands...”, Page no: 9.
MATH	<ul style="list-style-type: none"> • Write and learn counting from 1 to 100. (The work has already been assigned by the teacher in notebook) • Write and learn number names 1-10 two times in practice notebook in a beautiful handwriting. • Learn and write table of 2 (2 times) in practice notebook.
HINDI	<p><u>ज्ञानम् सुखम् हिन्दी नोट बुक</u> लिखित :बिना मात्रा और आ की मात्रा वाले दो और तीन अक्षर वाले शब्दों को 2 बार अपनी अभ्यास पुस्तिका में लिखिए (कोई भी 5 शब्द) जो ज्ञानम् सुखम् हिन्दी नोट बुक में दिए गए हैं। (पृष्ठ क्रमांक 5,6,9,10)</p>

Regards,
Mrs. Asha Sharma
Class Teacher
Madan’s Public School

